
FAQ/Walkthrough for
LEISURE SUIT LARRY 7: LOVE FOR SAIL

GUIDE INFORMATION

Author: Tom Hayes
Editor: Phil Beardsley
E-mail: [thayesguides\(at\)gmail\(dot\)com](mailto:thayesguides(at)gmail(dot)com)
System: PC
Updated: 10th April, 2007
Version: 1.2

CONTENTS

1. Introduction
 2. Walkthrough
 - 2.1. [Boarding the Ship](#)
 - 2.2. [Craps Tournament](#)
 - 2.3. [Poop Deck Horseshoes](#)
 - 2.4. [Lovemaster 2000](#)
 - 2.5. [Tail Deck Bowling](#)
 - 2.6. [Best-Dressed Man](#)
 - 2.7. [Captain's Cook-Off](#)
 3. [Item List](#)
 4. Point List
 - 4.1. [Boarding the Ship](#)
 - 4.2. [Craps Tournament](#)
 - 4.3. [Poop Deck Horseshoes](#)
 - 4.4. [Lovemaster 2000](#)
 - 4.5. [Tail Deck Bowling](#)
 - 4.6. [Best-Dressed Man](#)
 - 4.7. [Captain's Cook-Off](#)
 5. [Where's Dildo](#)
 6. [Easter Eggs](#)
 7. Copyright Information
-
-

VERSION HISTORY

- 1.2: 10th Apr, 2007 (PDF version)
1.1: 2nd Apr, 2006 (Format update)
1.0: 30th July, 2005 (First version)
-
-

1. **Introduction**

After meeting Shamara at the end of Leisure Suit Larry 6, everything seemed to be going so well for Larry. After she leaves him at the start of this game, Larry decides it's time to take a cruise. The cruise has a competition where the contestants who get the highest amount of points in total will get to meet the captain in her private quarters. Lacking any of the basic skills to win even one of these competitions however, Larry will need to find ways to cheat his way to the top of the competition.

2. Walkthrough

2.1. Boarding the Ship

PENTHOUSE



The game starts in Shamara's penthouse. Move the cursor to the top-left corner of the screen to view the menu. Select the Help and then About. to get the first point out of the 1000 points available in the game. While viewing the credits on the About page, select the first Where's Dildo in the middle of the screen. An optional quest in the game is Where's Dildo, which has thirty-two dildos hidden throughout various locations on the ship. Though they are not needed to complete the game, their locations are listed in this walkthrough. Get the lil' hair weave kit on the table. Get the vice grips from the table at the left side of the bed. Open the lil' hair weave kit to find a needle. Combine the vice grips with the needle in the inventory to bend it. Use the bent needle on the handcuffs. Select other on the glass patio door and type "break" to exit the penthouse. Larry will board the cruise ship.

DES GRANDE ATRIUMO



Select the second Where's Dildo behind the right pillar. Right click and select the map from the menu to view the entire cruise ship.

PROUD LIL' SEAMAN LOUNGE



Peter will explain the Thygh's Man Trophy contest, which will reward the winner to a week long cruise in her cabin. He will give Larry the TMT scorecard which lists six events that are held on the ship. After everyone has left the room, select the third Where's Dildo at the right side of the barrel at the bottom-left corner of the room. Walk through the doorway to the aft deck.

2.2. Craps Tournament

AFT DECK



Select the fourth Where's Dildo by the thin topiary at the back of the deck. West.

PROMENADE DECK



Select the fifth Where's Dildo at the back of the topiary beaver. Talk to Peggy about her peg leg. Exit the conversation. Open the fire hose cabinet and get the fire hose. West.

FO'C'SLE



Select the sixth Where's Dildo at the left side of the topiary sheep pot. Get the kumquats from the topiary sheep. Select the map.

KITCHEN



Select the seventh Where's Dildo hanging from the sausages. Look at the fish heads in the basket. Look at Fifi. Look at the fish net. Get the wrapped fish. Larry will throw the fish away but will keep the magazine. Read the magazine page. Operate the caviarmaster 2000. Get the pot from the counter. Get the salt from the counter. Exit the kitchen.

THE HEAVING HO'



Select the eighth Where's Dildo in the greek salad. Eat the bean dip. Select Larry and "fart". Eat the bean dip again. Look at the hot meat counter. Select the ninth Where's Dildo in the mystery meat tray. Talk to Wang twice to eat the s'pork. After he leaves to get more, get the heat lamp and the carving knife. Select the map.

CLOTHING OPTIONAL POOL



Select the tenth Where's Dildo in the bush at the left side of the changing area. Walk west to the pool area. Larry will talk to Drew. "Push" the branch in front of Drew to find the first easter egg. Ask about Clothing and she will mention a cocktail named the Gigantic Erection. Ask about Drink. Exit the conversation and get the Persons magazine from the table. Select the map.

POOP DECK



Talk to the women in the jacuzzi. Select the map.

CABIN 0



Larry will walk down the steps to the room. Select the eleventh Where's Dildo at the left side of the bucket. Get the toilet paper. Get the spray can from the pipe under the toilet. Use the fire hose on the pipe at the left side of the room to fix the toilet. "Crap" in the toilet Whiz in the toilet. Use the toilet paper on Larry. Flush the toilet.

LIBRARY



Select the twelfth Where's Dildo in front of the grandmother clock. Look at the stuffed beaver. "Milk" the stuffed beaver to find the second easter egg. Get the book on the right shelf about Fokker to read it. Get the book on the left shelf about electromagnetism. Select the map.

PROUD LIL' SEAMAN LOUNGE



Walk south. Talk to Johnson. Select the thirteenth Where's Dildo at the left side of Johnson's window. Ask for a lime juice. Ask for a Gigantic Erection. Exit the view of the window. Go through the green door to enter the changing room. Ask Johnson for another Gigantic Erection and then return to the changing room. Select the fourteenth Where's Dildo behind the hay bales. Push the red button near the books to lower the lighting truss. Exit the room. Look at the lighting truss and get the spotlight. Put the heat lamp bulb in the empty socket. Ask Johnson for another Gigantic Erection and then return to the changing room. Push the red button to raise the lighting truss. Use the silicone lubricant on the deodorant. Select the map.

EMPLOYEES ONLY



"Push" the well-protected door to open it. Select the fifteenth Where's Dildo under the table. Read the bulletin board six times to see the note about shaved dice. Read the bulletin board again to see the note for Peggy. Get the jackpot preventer from the bulletin board and the KZ jelly on the counter. Select the map.

EL REPLICANT SCULPTURE GARDEN



Select the sixteenth Where's Dildo behind the right foot of the left statue. Look at Venus' foot and get some dice from the big toe. Walk through the door to the casino.

PAIR O DICE CASINO



Select the seventeenth Where's Dildo on the stool at the blackjack table. Walk to the craps table. Select Larry and then select fart to make everyone leave the room. Look at the toilet paper in the inventory. Combine the toilet paper with the souvenir dice in the inventory. Play the craps table twice to get the legal dice. Use the shaved dice on the table to win the game and meet Dewmi Moore. She will invite Larry back to her cabin for a game of strip liar's dice. Larry will enter the cabin.

CABIN 510



Win the game to return to Cabin 0.

2.3. Poop Deck Horseshoes

CABIN 0



Select the eighteenth Where's Dildo behind the toilet. Select the map.

CABIN 510



Get the bottle of powder from the tray. Exit the cabin.

PROUD LIL' SEAMAN LOUNGE



The Juggs will be performing on stage. After the show, Larry will return to his cabin.

CABIN 0



Select the nineteenth Where's Dildo behind the pipe. Select the map.

PROUD LIL' SEAMAN LOUNGE



Get the battery powered chase lights on the stage. West. Get the remote control. Turn on the remote control. "Feel" the mixer to find the third easter egg. Select the map.

EL REPLICANT SCULPTURE GARDEN



Climb up to the top of the scaffolding. Get the screwdriver from the toolbox. Use the battery powered chase lights on the steel spike. Turn on the remote control in the inventory. Select the map.

HORSESHOES COMPETITION



Select the twentieth dildo on the horseshoe stake in the background. Use the TMT scorecard on the card slot on the centaur. Turn on the remote control in the inventory. Play the horseshoe court to win the competition. Get the scorecard from the card slot. Select the map.

2.4. Lovemaster 2000

CLOTHING OPTIONAL POOL



Select the twenty-first Where's Dildo in the bush at the right side of the changing area. West. Talk to Drew. Ask about the book to get it.

SEXUAL PROWESS COMPETITION



Select the twenty-second Where's Dildo in the right booth. Use the TMT scorecard in the cybercard 2000. Push the green button at the right side of the room. Select the map.

LIBRARY



Walk north to talk to Victorian. Select Other and type anything. When she turns, get the Prudish and Proud book. Remove the book jacket in the inventory and then combine the book jacket with the erotic adventures of Hercules. Ask her to look for something else. When she turns, put the erotic book on the dull book on her desk. Get the mucilage. Exit the library and return to it. Walk north to talk to Victorian. Select the twenty-third Where's Dildo behind the pineapple on the desk. Look at the computer monitor. Hold ctrl and select the left man on the computer monitor to find the fourth easter egg. Select The Weather to return to cabin 0.

CABIN 0

Select the map.

LIBRARY



Walk north to talk to Victorian. Ask her about Sex, Prove it and Lovemaster 2000 to win the competition. Select the map.

2.5. Tail Deck Bowling

PROMENADE DECK



Talk to Peggy about Cabin Boy. Select other and ask about "locker", "combination". "Xqwzts". Select the map.

EMPLOYEES ONLY




Open the second locker on the bottom row and enter 38-24-36 as the combination. Walk west to meet Xqwzts. Ask him about Photographs, How?, Buy Pictures. Select the map.

DAS GRANDE ATRIUMO



Select the twenty-fourth Where's Dildo at the right side of the entrance to the library. Talk to Peter about "passport". Combine the mucilage with the dirty pictures in the inventory. Combine the sticky photograph with the cabin keycard in the inventory to make the photo ID. Give the photo ID to Peter to receive the passport. Select the map.

EMPLOYEES ONLY



Open the second locker on the bottom row and enter 38-24-36 as the combination. West. Give the passport to Xqwzts and he will leave. Get the custodial key on the shield. Use the screwdriver on the air vent to enter a dark room.

BLIND DESSERT TASTE TEST



Walk to the middle of the room and then undress Larry.

CABIN 0




The woman from the taste test will be in Larry's room when he arrives. After she leaves, get the handkerchief from the floor. "Smell" the handkerchief. Select the map.

THE HEAVING HO'



North to the dessert room.

BLIND DESSERT TASTE TEST



Look at the chair at the bottom-left corner of the table and get the folded paper. Look at the life insurance policy in the inventory. Select the map.

DAS GRANDE ATRIUMO

Select the twenty-fifth Where's Dildo on the top-left balcony.

PURSER'S DESK



Use the white telephone and prank Peter six times. Call Annette Boning. Talk to Peter about Account. Look at the black telephone on the counter and press the red button to see Annette's number. Select the map.

OWNER'S SUITE



Larry will arrive at the suite. Open the glass door to enter Annette's room. Smell the bed. Climb in the bed to return to cabin 0.

CABIN 0

Select the map.

OWNER'S SUITE




"Unzip" the plastic bulge on the middle-left statue to find the fifth easter egg. Push the red button to talk to Annette. Show her the carving knife. Press the red button again to talk to Annette. Give her the life insurance policy to receive the stock certificate. Select the map.

AFT HOLD



Use the custodial key on the aft hold to enter the bowling pin room. Use the deodorant spray on the bowling pin hopper. Select the map.

BOWLING COMPETITION



Select the twenty-sixth Where's Dildos behind the hippopotamus. Use the TMT scorecard on the fiberglass walrus. Get the bowling ball. Combine the KZ sexuallubricant with the woman's handkerchief in the inventory. Combine the treated handkerchief with the bowling ball in the inventory. Play the bowling alley to win the competition. Select the map.



2.6. Best-Dressed Man

CAPTAIN QUEEG'S BALLROOM



Enter the ballroom. Select the twenty-seventh Where's Dildo in front of the curtains. Select Larry and "dream" to find the sixth easter egg. Talk to Jamie Lee about "leisure suit".

BRIDGE



Open the door to enter the control room. Select the twenty-eighth Where's Dildo on the floor. Exit the room. Use the screwdriver on the electrical junction box. Use the jumper wire on either fuse. Climb up the ladder. Look at the sail. Use the carving knife on the sail when an announcement is made to get the polyester cloth. Select the map.

CAPTAIN QUEEG'S BALLROOM



Select the twenty-ninth Where's Dildo behind the statue at the right side of the room. Exit the ballroom and select any area on the ship. Return to the ballroom and select the thirtieth Where's Dildo behind the bottom table. Talk to Jamie Lee and then give her the polyester cloth.

CABIN 0

Select the map.

CAPTAIN QUEEG'S BALLROOM



Read the note on the door. Open the stage door to model the leisure suit.

CABIN 0

Select the map.

CAPTAIN QUEEG'S BALLROOM



Read the note on the door.

BEST DRESSED COMPETITION



Select the thirty-first Where's Dildo at the left side of the console. Unzip the mannequin's fly to win the competition. Select the map.

2.7. Captain's Cook-Off

LOWER AFT HOLD



Use the custodial key on the door to enter the beaver room. "Milk" the Venezuelan beaver. Select the map.

CLOTHING OPTIONAL POOL



West. Talk to Drew and ask about Fokker, Anton Fokker, Anton's Fame, My place? and You can't?. She will mention that she has lost her clothes. Select the map.

FORWARD HOLD



Use the custodial key on the door to enter the luggage room. Select the thirty-second Where's Dildo behind the suitcase at the left side of the room. Get the suitcase. Select the map.

CLOTHING OPTIONAL POOL



West. Use the orgasmic powder on the drink and then "drink" it to find the seventh easter egg. Talk to Drew about the suitcase and she will go to Larry's cabin.

CABIN 0



Flush the toilet and Drew will exit the shower. Select the map and then select any area on the ship. Exit the area and return to cabin 0. Get the mold from the shower. Select the map.

KITCHEN



Use the mold on the cybercheese 2000 to make the Venezuelan beaver cheese. Combine the kumquats with the Venezuelan beaver cheese in the inventory. Look at the snake on the floor. Select the map.

COOK-OFF COMPETITION



Give the kumquat quiche to one of the judges. Combine the orgasmic powder with the kumquat quiche in the inventory. Give the quiche de Larry to one of the judges to win the competition.

PROUD LIL' SEAMAN LOUNGE



Listen to all of Willy's jokes.

CAPTAIN'S QUARTERS



"Knock" on the captain's cabin door to meet Captain Thygh. Give the stock certificate to Captain Thygh to complete the game.

3. Item List



BATTERY POWERED CHASE LIGHTS

After the Juggs have performed on the stage at the Proud Lil' Seaman Lounge, the chase lights are found on the stage. It is used on the steel spike at the top of the scaffolding in the El Replicant Sculpture Garden.



BENT NEEDLE

Found by combining the vice grips with the needle in the inventory. It is used on the handcuffs in the hotel penthouse.



BOWLING BALL

Found by using the TMT scorecard on the fiberglass walrus at the bowling competition. It is combined with the treated handkerchief in the inventory.



CABIN KEYCARD

Found by boarding the ship. It is combined with the sticky photograph in the inventory to get the photo ID.



CARVING KNIFE

Found on the meat counter in The Heaving' Ho. It is shown to Annette outside the owner's suite. It is used on the sail above the bridge to get the polyester cloth.



CUSTODIAL KEY

Found on the shield in Xqwzts room in the employees only area. It is used on the door at the aft hold, lower aft hold and forward hold.



DEODORANT SPRAY

Found by using the silicone lubricant on the deodorant spray in the changing room at the Proud Lil' Seaman Lounge. It is used on the bowling pin hopper in the aft hold.



DIRTY PICTURES

Found by buying the pictures from Xqwzt in the employees only area. It is combined with the mucilage in the inventory to get the sticky photograph.



EARPLUGS

After the Juggs have performed on stage, the earplugs are found by feeling the mixer on the stage. They are not used.



EROTIC ADVENTURES OF HERCULES

Found by talking to Drew about the book at the clothing optional pool. It is combined with the Prudish and Proud book jacket in the inventory.



EROTIC BOOK IN PRUDISH JACKET

Found by combining the Erotic Adventures of Hercules with the Prudish and Proud book jacket. It is used on the dull book on the desk in the library.



FIRE HOSE

Found in the fire hose cabinet on the promenade deck. It is used on the pipe in cabin 0.



HEAT LAMP BULB

Found on the meat counter in The Heaving' Ho. It is used on the empty socket on the lighting truss in the Proud Lil' Seaman Lounge.



HORSESHOE

Found by using the TMT scorecard on the centaur at the horseshoes competition. It is used to play the competition.



JUMPER WIRE

Found on the bulletin board in the employees only area. It is used on either fuse in the electrical junction box on the bridge.



KUMQUAT QUICHE

Found by combining the kumquats with the Venezuelan beaver cheese in the inventory. It is given to one of the judges in the cook-off competition.



KUMQUATS

Found on the topiary sheep on the fo'c'sle. They are combined with the Venezuelan beaver cheese in the inventory to get the kumquat quiche.



KZ SEXUAL LUBRICANT

Found on the counter in the employees only area. It is combined with the woman's handkerchief in the inventory to get the treated handkerchief.



LEGAL DICE

Found by playing the craps table twice in the pair o dice casino. They are not used.



LIFE INSURANCE POLICY

Found on the chair in the blind dessert taste test room. It is given to Annette in the owner's suite.



LIL' HAIR WEAVE KIT

Found on the table in the hotel penthouse. It is opened to get the needle.



LIME JUICE

Found by talking to Johnson in the Proud Lil' Seaman Lounge. It is not used.



MAGAZINE PAGE

Found by getting the wrapped fish in the kitchen. It is not used.



MOLD

After Drew has left cabin 0, the mold is found in the shower. It is one of the items used on the cybercheese 2000 in the kitchen to get the Venezuelan beaver cheese.



MUCILAGE

Found on the desk in the library. It is combined with the dirty pictures in the inventory to get the sticky photograph.



NEEDLE

Found by opening the lil' hair weave kit in the hotel penthouse. It is combined with the vice grips in the inventory to get the bent needle.



ORGASMIC POWDER

Found on the tray in cabin 510. It can be used on the drink near Drew at the clothing optional pool. It is combined with the kumquat quiche in the inventory to get the quiche de Larry.



PASSPORT

Found by giving the photo ID to Peter at the purser's desk. It is given to Xqwzts in the employees only area.



PHOTO ID

Found by combining the sticky photograph with the cabin keycard in the inventory. It is given to Peter at the purser's desk to get the passport.



POLYESTER CLOTH

Found by using the carving knife on the sail above the bridge. It is given to Jamie Lee in Captain Queeg's ballroom.



POT

Found on the counter in the kitchen. It is not used.



PRUDISH AND PROUD

Found on the desk in the library. The book jacket is removed from the book in the inventory.



PRUDISH AND PROUD BOOK JACKET

Found by removing the book jacket from the Prudish and Proud book. It is combined with the erotic book in the inventory.



QUICHE DE LARRY

Found by combining the orgasmic powder with the kumquat quiche in the inventory. It is given to one of the judges in the cook-off competition.



REMOTE CONTROL

Found on the mixer on the stage in the Proud Lil' Seaman Lounge. After using the battery powered chase lights on the steel spike in the El Replicant Sculpture Garden, the remote control is turned on at the horseshoes competition.



SALT

Found on the counter in the kitchen. It is not used.



SCREWDRIVER

Found in the toolbox at the top of the scaffolding in the El Replicant Sculpture Garden. It is used on the air vent in the employees only area. It is used on the electrical junction box on the bridge.



SHAVED DICE

Found by combining the toilet paper with the souvenir dice in the inventory. They are used on the craps table in the Pair O Dice Casino.



SHIP'S MAP

Found by boarding the ship. It is used to travel to different locations on the ship.



SILICONE LUBRICANT

Found in the pipe under the toilet in cabin 0. It is used on the deodorant spray in the changing room at the Proud Lil' Seaman Lounge.



SOUVENIR DICE

Found on Venus' foot in the El Replicant Sculpture Garden. They are combined with the toilet paper in the inventory to get the shaved dice.



STICKY PHOTOGRAPH

Found by combining the mucilage with the dirty pictures in the inventory. It is combined with the cabin keycard in the inventory to get the photo ID.



STOCK CERTIFICATE

Found by giving the life insurance policy to Annette in the owner's suite. It is given to Captain Thygh in the Captain's quarters.



SUITCASE

Found in the forward hold after Drew mentions the suitcase. It is given to Drew at the clothing optional pool.



TMT SCORECARD

Found by talking to Peter in the Proud Lil' Seaman Lounge after boarding the ship. It is used to enter the competitions on the ship.



TOILET PAPER

Found in cabin 0. It is used on Larry on the toilet in cabin 0. It is combined with the souvenir dice in the inventory to get the shaved dice.



TREATED HANDKERCHIEF

Found by combining the KZ sexual lubricant with the woman's handkerchief in the inventory. It is combined with the bowling ball in the inventory.



VICE GRIPS

Found on the table in the hotel penthouse. They are combined with the needle in the inventory to get the bent needle.



VENEZUELAN BEAVER CHEESE

Found by using the mold and the Venezuelan beaver milk on the cybercheese 2000 in the kitchen. It is combined with the kumquats in the inventory to get the kumquat quiche.



VENEZUELAN BEAVER MILK

Found by milking the Venezuelan beaver in the lower aft hold. It is one of the items used on the cybercheese 2000 in the kitchen to get the Venezuelan beaver cheese.



WOMAN'S HANDKERCHIEF

Found on the floor in cabin 0 after entering the blind dessert taste test room. It is combined with the KZ sexual lubricant in the inventory to get the treated handkerchief.

4. Point List

4.1. Boarding the Ship Point List

TOTAL	POINTS	ACTION
1	1	View the about page on the help menu.

2	1	Get the lil' hair weave kit.
3	1	Get the vice grips.
4	1	Open the lil' hair weave kit.
5	1	Combine the vice grips with the needle.
7	2	Use the bent needle on the handcuffs.
9	2	Break the glass patio door.
12	3	Get the TMT scorecard.

4.2. Craps Tournament Point List

TOTAL	POINTS	ACTION
23	11	Talk to Peggy about her peg leg.
24	1	Open the fire hose cabinet.
27	3	Get the fire hose.
29	2	Get the kumquats.
30	1	Look at the fish heads.
31	1	Look at Fifi.
32	1	Look at the fish net.
34	2	Get the magazine.
39	5	Read the magazine page.
40	1	Operate the caviar master 2000.
42	2	Get the pot.
44	2	Get the salt.
48	4	Eat the bean dip.
49	1	Fart.
58	9	Eat the s'pork.
61	3	Get the heat lamp.
64	3	Get the carving knife.
66	2	Enter the pool area.
69	3	Talk to Drew.
72	3	Get the Persons magazine.
75	3	Talk to the women in the jacuzzi.
77	2	Enter cabin 0.
79	2	Get the toilet paper.
82	3	Get the spray can.
91	9	Use the fire hose on the pipe.
92	1	Crap in the toilet.
93	1	Whiz in the toilet.
95	2	Flush the toilet.
96	1	Look at the stuffed beaver.
98	2	Get the book about Fokker.
100	2	Get the book about electromagnetism.
102	2	Talk to Johnson.
114	12	Ask Johnson for a lime juice.
125	11	Ask Johnson for a Gigantic Erection.
138	13	Return to the changing room.
142	4	Push the red button.
147	5	Get the spotlight.
152	5	Put the heat lamp bulb in the empty socket.
156	4	Push the red button.
168	12	Use the silicone lubricant on the deodorant.
177	9	Push the well-protected door.
179	2	Read the bulletin board six times.
180	1	Read the bulletin board.
184	4	Get the jackpot preventer.
188	4	Get the KZ jelly.
196	8	Get the dice.

207	11	Fart in the casino.
208	1	Look at the toilet paper.
219	11	Combine the toilet paper with the souvenir dice.
225	6	Use the shaved dice on the craps table.
252	27	Enter cabin 510.
275	23	Win the strip liar's dice game.

4.3. Poop Deck Horseshoes Point List

TOTAL	POINTS	ACTION
279	4	Get the bottle of powder.
299	20	Watch the Juggs show.
304	5	Get the battery powered chase lights.
309	5	Get the remote control.
310	1	Turn on the remote control.
311	1	Climb up to the top of the scaffolding.
315	4	Get the screwdriver.
329	14	Use the battery powered chase lights on the steel spike.
330	1	Turn on the remote control.
332	2	Use the TMT scorecard on the centaur card slot.
337	5	Turn on the remote control.
362	25	Win the horseshoes competition.

2.4. Lovemaster 2000 Point List

TOTAL	POINTS	ACTION
373	11	Ask Drew about the book.
375	2	Use the TMT scorecard on the cybercard 2000.
379	4	Push the green button.
382	3	Talk to Victorian.
388	6	Get the Prudish and Proud book.
392	4	Remove the book jacket.
406	14	Combine the book jacket with the erotic book.
408	2	Put the erotic book on the dull book.
413	5	Get the mucilage.
414	1	Look at the computer monitor.
434	20	Talk to Victorian about The Weather.
440	6	Ask Victorian about Lovemaster 2000.
465	25	Win the Lovemaster 2000 competition.

4.5. Tail Deck Bowling Point List

TOTAL	POINTS	ACTION
476	11	Talk to Peggy about the Cabin Boy.
487	11	Talk to Peggy about the locker.
498	11	Talk to Peggy about the competition.
509	11	Talk to Peggy about Xqwzts.
521	12	Open the locker.
524	3	Meet Xqwzts.
528	4	Buy the pictures.
539	11	Talk to Peter about the passport.
548	9	Combine the mucilage with the dirty pictures.
556	8	Combine the sticky photograph with the cabin keycard.
562	6	Give the photo ID to Peter.

569	7	Give the passport to Xqwzts.
575	6	Get the custodial key.
581	6	Use the screwdriver on the air vent.
591	10	Undress Larry at the blind dessert taste test.
606	15	Talk to Annette in cabin 0.
608	1	Get the handkerchief.
609	1	Smell the handkerchief.
624	15	Get the folded paper.
629	5	Look at the life insurance policy.
635	6	Prank Peter six times.
648	13	Call Annette.
659	11	Press the red button the telephone.
661	2	Arrive at the owner's suite.
663	2	Open the glass door.
664	1	Smell the bed.
674	10	Climb in the bed.
675	1	Show the carving knife to Annette.
690	15	Give the life insurance policy to Annette.
692	2	Use the custodial key on the aft hold.
703	11	Use the deodorant spray on the bowling pin hopper.
705	2	Get the bowling ball.
712	7	Combine the KZ sexual lubricant with the handkerchief.
718	6	Combine the treated handkerchief with the bowling ball.
719	1	Play the bowling alley.
744	25	Win the bowling competition.

4.6. Best-Dressed Man Point List

TOTAL	POINTS	ACTION
746	2	Talk to Jamie Lee.
763	17	Talk to Jamie Lee about the leisure suit.
769	6	Use the screwdriver on the electrical junction box.
779	10	Use the jumper wire on the fuse.
780	1	Climb up the ladder.
781	1	Look at the sail.
789	8	Use the carving knife on the sail.
796	7	Give the polyester cloth to Jamie Lee.
797	1	Read the note on the ballroom door.
798	1	Open the stage door.
806	8	Model the leisure suit.
807	1	Read the note on the ballroom door.
810	3	Unzip the mannequin's fly.
835	25	Win the Best Dressed competition.

4.7. Captain's Cook-Off Point List

TOTAL	POINTS	ACTION
837	2	Enter the lower aft hold.
850	13	Milk the Venezuelan beaver.
863	13	Talk to Drew about Fokker.
865	2	Enter the forward hold.
871	6	Get the suitcase.
886	15	Talk to Drew about the suitcase.
896	10	Flush the toilet.
903	7	Get the mold.

912	9	Use the mold on the cybercheese 2000.
919	7	Combine the kumquats with the Venezuelan beaver cheese.
920	1	Look at the snake.
921	1	Give the kumquat quiche to the judge.
935	14	Combine the orgasmic powder with the kumquat quiche.
960	25	Give the quiche de Larry to the judge.
965	5	Listen to all of Willy's jokes.
975	10	Knock on the captain's cabin door.
1000	25	Give the stock certificate to Captain Thygh.

5. **Where's Dildo**

1. In the middle of the picture found on the Help, About menu.
2. Behind the right pillar at Des Grande Atriumo.
3. At the right side of the bottom-left barrel in the Proud Lil' Seaman Lounge.
4. On the thin topiary at the back of the aft deck.
5. Under the tail of the topiary beaver on the promenade deck.
6. At the left side of the topiary sheep pot on the foc'sle.
7. Hanging from the sausages in the kitchen.
8. In the greek salad in The Heaving Ho'.
9. In the mystery meat tray on the hot meat counter in The Heaving Ho'.
10. In the left bush at the clothing optional pool changing area.
11. At the left side of the bucket in cabin 0.
12. In front of the grandmother clock in the library.
13. At the left side of Johnson's window in the Proud Lil' Seaman Lounge.
14. Behind the hay bales in the Juggs' changing room.
15. Under the table in the employees only area.
16. Behind the foot of the left statue in the El Replicant Sculpture Garden.
17. On the stool at the blackjack table in the pair o dice casino.
18. Behind the toilet in cabin 0.
19. Behind the pipe in cabin 0.
20. On the horseshoe stake in the background at the horseshoes competition.
21. In the right bush at the clothing optional pool changing area.
22. In the right booth at the sexual prowess competition.
23. Behind the pineapple on the desk in the library.
24. At the right side of the entrance to the library at Das Grande Atriumo.
25. On the top-left balcony at Das Grande Atriumo.
26. Behind the hippopotamus at the bowling competition.
27. In front of the curtains at Captain Queeg's ballroom.
28. On the floor in the control room on the bridge.
29. Behind the statue at the right side of Captain Queeg's ballroom.
30. Behind the bottom table in Captain Queeg's ballroom.
31. At the left side of the console in the best dressed competition.
32. Behind the suitcase at the left side of the forward hold.

6. **Easter Eggs**

1. "Push" the branch in front of Drew at the clothing optional pool.
2. "Milk" the beaver in the library.
3. "Feel" the mixer after watching the Juggs on the stage.
4. After switching the books in the library, hold ctrl and select the left man on the computer monitor.
5. "Unzip" the plastic bulge on the middle-left statue outside the owner's suite.
6. Select Larry and "dream" in Captain Queeg's ballroom.
7. Use the orgasmic powder in Drew's drink at the clothing optional pool and then "drink" it.
8. Found after completing the game with 1000 points and all Where's Dildos.

7. **Copyright Information**

This document is Copyright 2005-2007 Tom Hayes. It is not to be distributed in any form without the permission of the author. The author of this document is not affiliated with the creators of this game in any way. The latest version of this document can be found at www.gamefaqs.com.