
FAQ/Walkthrough for
LEISURE SUIT LARRY 6: SHAPE UP OR SLIP OUT!

GUIDE INFORMATION

Author: Tom Hayes
Editor: Phil Beardsley
E-mail: [thayesguides\(at\)gmail\(dot\)com](mailto:thayesguides(at)gmail(dot)com)
System: PC
Updated: 10th April, 2007
Version: 1.2

CONTENTS

1. Introduction
 2. [Walkthrough](#)
 3. [Item List](#)
 4. [Point List](#)
 5. Copyright Information
-
-

VERSION HISTORY

- 1.2: 10th Apr, 2007 (PDF version)
1.1: 2nd Apr, 2006 (Format update)
1.0: 28th July, 2005 (First version)
-
-

1. Introduction

After starring on the TV show Stallions, Larry Laffer wins a luxury holiday at the La Costa Lotta resort. While there, Larry explores the resort to try and find the woman of his dreams. While the plot is severely lacking, the gameplay and humor are far better than the previous installment. Instead of a dull adventure spread over a variety of locations, this is a fun adventure based in one large location. With the strength of the puzzles and the varied characters to meet in the resort, this is one of the very best Larry games.

2. Walkthrough

ROSE



The game starts in the lobby of La Costa Lotta. Get the random room key from the deposit box. Look at the woman behind the desk and talk to her two times to receive the room key. Talk to her five times and she will ask Larry to fix the cellulite machine. Walk up the steps. Use the room key on the door to enter room 201. Look at the blue card on the desk to read an advertisement for various places in the hotel. Look at the red card to read about the Turn Down Service. Look at the pink card to read about various phone numbers to use in the hotel. Get the flower arrangement from the table. Use the phone and



dial 75 to call housekeeping, who say that they will leave a gift on the pillow. Use the phone and dial 75 again to call housekeeping, who agree to send a maid up to the room. Open the top door to enter the bathroom.



Use the zipper icon on the toilet. Use the sink to see brown water coming out of the tap. Exit the bathroom. Use the phone and dial 76 to call maintenance. Exit the room to see that the maid's cart has arrived. Look at the left side of the cart and get the towel, toilet seat cover and dental floss. Look at the right side of the cart and get the washcloth, soap, hand creme and a roll of toilet paper. Go down the steps to the lobby and then walk back up the steps to the hall. Use the room key on the door to return to room 201. Get the condom from the pillow. Open the top door to enter the bathroom. Get the adjustable wrench and bastard file from the maintenance man. Exit the bathroom.




Walk away from the door and the maintenance man will leave. Open the door to return to the bathroom. Use the toilet seat cover on the toilet and then use the toilet paper on Larry. Use the sink and then use the soap on the sink. Use the washcloth on the sink to wet it. Use the sink and exit the bathroom. Use the phone and dial 75 to call housekeeping. Exit the room. Look at the right side of the cart and get the soap. Walk west to return to the lobby. West. West. Knock on the door. Walk north to enter the make-up classroom. Get the electrical cord from the back of the second desk. Look at Shablee on the right desk and then talk to her five times to find out that she wants a dress.




South. East. Open the door to enter the health spa. Get the advertising brochure from the right side of the counter. Open the second door to enter the the locker room. North. Get the light green tile on the right wall. Open the door to enter the mud bath room. Use the plants on the steps to move them. Use the adjustable wrench on the camera. Open the second door. South. Open the bottom-right locker and then use the towel on Larry. North. Open the door to enter the mud bath room. Use the left mud bath to jump in. Exit the mud bath. Look at Char in the right mud bath and talk to her four times to find out that she wants batteries. Open the second door. Use the shower. South. Open the bottom-right locker and then use the towel on the locker. South. Open the left door to enter the high colonic treatment suite. Look at Rose and then give her the flower arrangement to complete the section. Larry will exit the room.

MERRILY




South. East. East. East. Walk north to enter the pool area. Get the deflated beaver float near the right side of the bungee tower. Walk through the top-left door to return to the hotel. West. Open the doors to enter the kitchen. Open the door to enter the dining room. Use the salad bar to find an orange. Get the orange. Open the doors to enter the kitchen. Use the trash cans and then get the lard. Use the deflated beaver float on the wheel of the truck. South. South. East. North to the Blues Bar. Get a match from the bowl on the bar. South. Walk north to return the pool area. Look at the inflatable bar and get the sunglasses case. Open the sunglasses case three times to reveal sunglasses and a cleaning cloth. Combine the dental floss with the sunglasses cleaning cloth in the inventory to make a floss swimsuit.





Use the swimsuit on Larry to change. Talk to the lifeguard to receive the bungee tower key. Use the bungee tower key on the bungee tower to climb up to the top. Combine the bungee tower key with the soap to make an impression in the soap. Combine the bastard file with the random room key to make the tower key copy. Use the water to dive into the pool. Give the bungee tower key to the lifeguard. Use the full beaver on the pool. Swim over to the inflatable bar and use it. Use the tail of the beaver to slap it and then show the room key to the waitress to order drinks. Look at Merrily and talk to her seven times to find out that she wants to bungee jump. Give the tower key copy to Merrily. Use the hand icon on Merrily three times and then use zipper icon on Larry. Use the hand icon on Merrily to complete the section.

THUNDERBIRD



Exit the room and go down the steps to return to the lobby. East. East. Walk north to the pool area. West. South. Enter the guard hut and get the handcuffs from Daryl's belt. Exit the hut. East. North to the pool area. East to the beach. Use the sand to get the whale oil lamp. East. Open the green door at the top-right corner of the area to enter the workout room. Use the aerobic step to join the session. Look at Cavarichhi and then try to get the ID badge three times to get it. Use the bottom blue door to enter the gym. Look at Thunderbird and then talk to her five times to find out that she wants handcuffs. Give her the handcuffs. Open the left door to enter the mud bath room. Open the second door. South. South. South to the hall. Wait for Art to appear on his tram. Talk to him to ride to the right side of the hotel.



After he turns the tram around, Art will start to look for something. Give him a match and he will exit the area. Use the tram to open it. Use the adjustable wrench on the motor to disconnect the power cable. Exit the view of the motor and Art will return. When he finds out that the tram isn't working, talk to him and he will give Larry the flashlight. Use the flashlight in the inventory to remove the batteries. Use the employee ID badge on the electronic lock at the right side of the area to enter the employee area. Get six bottles of beer from the bucket in the tent. West. West. West. West. West. West. West to the lobby. West. West. West. Use the middle door to talk to Thunderbird. Larry will help himself to a drink and Thunderbird will give him a collar.

BURGUNDY




Exit the room and go down the steps to return to the lobby. East. East. North to the Blues Bar. Get a match from the bowl on the bar. Use the microphone cable to stop Burgundy playing. Look at her and then talk to her five times to find out that she wants a drink. Give her the six bottles of beer. South. East. East. East. Use the employee ID badge on the electronic lock at the right side of the area to enter the employee area. Get six bottles of beer from the bucket in the tent. West. West. West. West. North to the Blues Bar.



Use the microphone cable to stop Burgundy playing again. Give her six more bottles of beer and she will exit the stage. Walk onto the stage and go south to enter backstage. Get Burgundy's gown and then exit the Blues Bar. West. West. West. Open the door to enter the health spa lobby. Open the second door to enter the locker room. Open the bottom-right locker and then use the towel on Larry. North. Open the door to enter the mud bath room. Open the third door to enter the sauna. Cavarichhi will enter the sauna. Talk to Cavarichhi or Burgundy five times to complete the section.

CHAR




Get the silver bracelet that Burgundy left on the bench. South. Open the second door. Use the shower. South. Open the bottom-right locker and then use the towel on the locker. North. Open the door to enter the mud bath room. Give the batteries to Char. Use the electrical cord in the inventory to make the bare electrical cord. Use the bare electrical cord on the plug socket on the wall and then use the other end of the cord on the numeric keypad on the right door to complete the section.

SHABLEE



Exit the room and go down the steps to return to the lobby. West. West. North to the make-up classroom. Give Burgundy's gown to Shablee to visit the beach. Talk to Shablee and then use the hand icon on her twice. Talk to her twice and then use the hand icon on her. Talk to her twice and then show her the condom to complete the section.

GAMMIE



Open the door to exit the bathroom. Exit the room and go down the steps to return to the lobby. West. Open the door to enter the health spa lobby. Open the second door to enter the locker room. North. Open the door to enter the mud bath room. East to the gym. Get the wriggle belt from the bunshaker machine at the bottom-right corner of the gym. Open the left door to return to the mud bath room. Open the second door. South. South to the health spa lobby. Open the right door to enter the cellulite drainage salon. Use the adjustable wrench on the filter tank. Open it and get the filter. South. South. East to the lobby. East. Open the door to enter the dining room. Open the door to enter the kitchen. Use the filter on the sink to clean it. South. South. West to the lobby. West. Open the door to enter the health spa lobby.



Open the right door to enter the cellulite drainage salon. Use the clean cellulite filter on the filter tank. Close the tank and then use the adjustable wrench on it. Use the lard bucket on the red piston at the left side of the machine. Use the wriggle belt on the broken line at the right side of the corner of the room. Use the power switch to turn on the machine. Use the power switch to turn off the machine. South. South. East to the lobby. Talk to Gammie to tell her that the cellulite machine is working. West. Open the door to enter the health spa lobby. Open the right door to enter the cellulite drainage salon. Use the hand icon on Gammie to connect her to the cellulite machine. Use the power switch to turn on the machine. Give the orange to Gammie. Talk to Gammie and she will ask for a chilled washcloth.




South. South. East to the lobby. East. Open the door to enter the dining room. Open the doors to enter the kitchen. Open the refrigerator door and then use the wet washcloth on the refrigerator. South. Open the doors to return to the kitchen. South. Open the doors to return to the kitchen. Open the refrigerator door and get the chilled washcloth from the refrigerator.

South. South. West to the lobby. West. Open the door to enter the health spa lobby. Open the right door to enter the cellulite drainage salon. Give the chilled washcloth to Gammie and she will ask for a bottle of mineral water. South. South. East to the lobby. East. East. East. Get the bottle of mineral water from the tray. West. West. West. West to the lobby. West. Open the door to enter the health spa lobby. Open the right door to enter the cellulite drainage salon. Give the bottle of mineral water to Gammie to complete the section.

SHAMARA



Use the whale oil lamp on the spigot to fill it with cellulite. South. Open the second door to enter the locker room. North. Open the door to enter the mud bath room. Open the right door to enter the electroshock room. Get the pearl near the tanning bed and then open the door to exit the room. East. Open the right door. Open the right door to return to the pool area. East to the beach. Get the champagne. East. Walk through the top-left doorway to return to the hotel. West. West to the lobby. Go up the steps. Use the room key on the door to enter room 201. Use the phone and dial 71 to call room service.



Exit the room. Use the warm champagne on the ice machine to chill the champagne. Go down the steps. East. Open the door to enter the dining room. Open the doors to enter the kitchen. Press the button to enter the dumbwaiter. Press the red button to travel up to the penthouse. West. Look at Shamara and then talk to her twice. Use the dog collar in the inventory to remove the diamond. Use the unzip icon on the match in the inventory and then use the lit match on the filled lamp. Give the diamond, lit lamp, modern sculpture, orchid, pearl, silver bracelet and words of wisdom to Shamara. Give the chilled champagne to Shamara to complete the game.

3. Item List



ADJUSTABLE WRENCH

After calling maintenance in Larry's room, the adjustable wrench is found on the maintenance man's belt in the bathroom. It is used on the camera in the mud bath room. It is used on Art's tram motor outside the employee area. It is used on the filter tank on the cellulite machine.



ADVERTISING BROCHURE

Found on the counter in the health spa. It is not used.



BAR OF IMPRESSED SOAP

Found by using the bungee tower key on the soap at the top of the bungee tower. It is not used.



BARE ELECTRICAL CORD

Found by using the electrical cord in the inventory. It is used on the plug socket in the mud bath room.



BASTARD FILE

After calling maintenance in Larry's room, the bastard file is found on the maintenance man's belt in the bathroom. It is combined with the random room key in the inventory on top of the bungee tower.

**BATTERIES**

Found by using the flashlight in the inventory. They are given to Char in the mud bath room.

**BOTTLES OF BEER**

Found in the tent in the employee area. They are given to Burgundy in the Blues Bar.

**BOTTLE OF MINERAL WATER**

Found on the tray in the hall after Gammie has been giving the chilled washcloth. It is given to Gammie in the cellulite drainage salon.

**BUNGEE TOWER KEY**

Found by talking to the lifeguard at the pool. It is used on the bungee tower door. It is combined with the impressive soap in the inventory to get the bar of impressed soap.

**BURGUNDY'S GOWN**

Found backstage in the Blues Bar. It is given to Shablee in the make-up classroom.

**CELLULITE FILTER**

Found by using the adjustable wrench on the filter tank in the cellulite drainage salon. It is used on the sink in the kitchen to get the clean cellulite filter.

**CHILLED CHAMPAGNE**

Found by using the warm champagne on the ice machine outside Larry's room. It is given to Shamara in the penthouse.

**CHILLED WASHCLOTH**

Found by using the wet washcloth on the refrigerator in the kitchen. It is given to Gammie in the cellulite drainage salon.

**CLEAN CELLULITE FILTER**

Found by using the cellulite filter on the sink in the kitchen. It is used on the filter tank in the cellulite drainage salon.

**COMPLIMENTARY CONDOM**

After calling housekeeping, the condom is found on the pillow in Larry's room. It is shown to Shablee on the beach.

**COMPLIMENTARY HAND CREME**

Found on the right side of the cart outside Larry's room. It is not used.

**COMPLIMENTARY TOWEL**

Found on the left side of the cart outside Larry's room. It is used on Larry after opening the bottom-right locker in the locker room.

**COMPLIMENTARY WASHCLOTH**

Found on the right side of the cart outside Larry's room. It is used on the sink in the bathroom to get the wet washcloth.

**DEFLATED BEAVER**

Found near the right side of the bungee tower. It is used on the wheel of the truck in the kitchen to get the full beaver.

**DENTAL FLOSS**

Found on the left side of the cart outside Larry's room. It is combined with the sunglasses cleaning cloth in the inventory to make the floss swimsuit.

**DIAMOND**

Found by using the dog collar in the inventory. It is given to Shamara in the penthouse.



DOG COLLAR

Found by completing the Thunderbird section. It is used in the inventory to get the diamond.



ELECTRICAL CORD

Found on the back of the second desk in the make-up classroom. It is used in the inventory to get the bare electrical cord.



EMPLOYEE ID BADGE

Found on Cavarichhi in the workout room. It is used on the electronic lock outside the employee area.



FILLED LAMP

After completing the Gammie section, the filled lamp is found by using the whale oil lamp on the spigot in the cellulite drainage salon. It is combined with the lit match in the inventory to get the lit lamp.



FLASHLIGHT

Found after using the adjustable wrench on the tram motor outside the employee area. It is used in the inventory to get the batteries.



FLOSS SWIMSUIT

Found by combining the dental floss with the sunglasses cleaning cloth in the inventory. It is used on Larry at the pool.



FLOWER ARRANGEMENT

Found on the table in Larry's room. It is given to Rose in the high colonic treatment suite.



FULL BEAVER

Found by using the deflated beaver on the wheel of the truck in the kitchen. It is used on the pool. The tail of the beaver is used at the inflatable bar on the pool.



HANDCUFFS

After using the adjustable wrench on the camera in the mud bath room, the handcuffs are found on Daryl's belt in the guard hut. They are given to Thunderbird in the gym.



IMPRESSIVE SOAP

Found on the right side of the cart outside Larry's room. After using the toilet seat cover on the toilet in the bathroom, it is used on the sink.



IMPRESSIVE SOAP

Found on the right side of the cart outside Larry's room. It is combined with the bungee tower key in the inventory to get the bar of impressed soap.



LARD BUCKET

Found in the trash can in the kitchen. It is used on the red piston in the cellulite drainage salon.



LIT LAMP

Found by combining the filled lamp with the lit match in the inventory. It is given to Shamara in the penthouse.



LIT MATCH

Found by using the unzip icon on the match. It is used on the filled lamp in the inventory to get the lit lamp.



MATCH

Found in the bowl in the Blues Bar. It is given to Art in the tram outside the employee area.



MATCH

Found in the bowl in the Blues Bar. The unzip icon is used on the match to get the lit match.



MODERN SCULPTURE

Found by completing the Char section. It is given to Shamara in the penthouse.

**ORANGE**

Found by using the salad bar in the dining room. It is given to Gammie in the cellulite drainage salon.

**ORCHID**

Found by completing the Rose section. It is given to Shamara in the penthouse.

**PEARL**

Found in the tanning bed in the electroshock room. It is given to Shamara in the penthouse.

**RANDOM ROOM KEY**

Found in the deposit box in the lobby. After making the bar of impressed soap, the random room key is combined with the bastard file in the inventory to get the tower key copy.

**ROLL OF TOILET PAPER**

Found on the left side of the cart outside Larry's room. After using the toilet seat cover on the toilet in the bathroom, the roll of toilet paper is used on Larry.

**ROOM KEY**

Found by talking to Gammie twice behind the desk in the hotel lobby. It is used on the door to enter Larry's room. It is shown to the waitress at the inflatable bar to order drinks.

**SILVER BRACELET**

Found in the sauna after completing the Burgundy section. It is given to Shamara in the penthouse.

**SUNGLASSES**

Found by using the sunglasses case twice in the inventory. They are not used.

**SUNGLASSES CASE**

Found on the inflatable bar on the pool. It is used three times in the inventory to get sunglasses and the sunglasses cleaning cloth.

**SUNGLASSES CLEANING CLOTH**

Found by using the sunglasses case three times in the inventory. It is combined with the dental floss in the inventory to make the floss swimsuit.

**TOILET SEAT COVER**

Found on the left side of the cart outside Larry's room. It is used on the toilet in the bathroom in Larry's room.

**TOWER KEY COPY**

After making the bar of impressed soap, the tower key copy is found by using bastard file on the random room key. It is given to Merrily at the inflatable bar.

**WARM CHAMPAGNE**

After meeting Shablee on the beach, the warm champagne is found on the beach. It is used on the ice machine outside Larry's room.

**WET WASHCLOTH**

Found by using the complimentary washcloth on the bathroom in Larry's room. It is used on the the refrigerator in the kitchen to get the chilled washcloth.

**WHALE OIL LAMP**

Found by using the sand on the beach. After completing the Gammie section, it is used on the spigot in the cellulite drainage salon to get the filled lamp.

**WORDS OF WISDOM**

Found by completing the Merrily section. It is given to Shamara in the penthouse.



WRIGGLE BELT

Found on the bunshaker machine the gym. It is used on the broken line in the cellulite drainage salon.

4. Point List

TOTAL	POINTS	ACTION
2	2	Get the random room key.
4	2	Talk to Gammie about the room key.
7	3	Talk to Gammie about the cellulite machine.
12	5	Enter room 201.
14	2	Look at the blue card.
16	2	Look at the red card.
18	2	Look at the pink card.
22	4	Get the flower arrangement.
31	9	Call housekeeping.
33	2	Use the zipper icon on the toilet.
41	8	Call maintenance.
44	3	Get the towel.
46	2	Get the toilet seat cover.
50	4	Get the dental floss.
54	4	Get the washcloth.
56	2	Get the soap.
58	2	Get the hand creme.
60	2	Get the toilet paper.
64	4	Get the condom.
72	8	Get the adjustable wrench.
80	8	Get the bastard file.
82	2	Use the toilet seat cover on the toilet.
83	1	Use the toilet paper on Larry.
85	2	Use the soap on the sink.
91	6	Use the washcloth on the sink.
92	1	Knock on the door.
98	6	Get the electrical cord.
100	2	Look at Shablee.
104	4	Talk to Shablee about the dress.
106	2	Get the advertising brochure.
107	1	Get the light green tile.
112	5	Move the plants.
124	12	Use the adjustable wrench on the camera.
128	4	Open the locker.
134	6	Use the towel on Larry.
135	1	Use the left mud bath.
137	2	Talk to Char about the batteries.
140	3	Use the shower.
145	5	Give the flower arrangement to Rose.
160	15	Complete the Rose section.
163	3	Get the deflated beaver float.
171	8	Get the orange.
177	6	Get the lard.
191	14	Use the deflated beaver float on the wheel.
195	4	Get the match.
202	7	Get the sunglasses case.
206	4	Open the sunglass case.
210	4	Open the sunglass case.
218	8	Open the sunglass case.
238	20	Combine the dental floss with the cleaning cloth.

250	12	Use the swimsuit on Larry.
256	6	Talk to the lifeguard.
266	10	Combine the bungee tower key with the soap.
286	20	Combine the bastard file with the random room key.
296	10	Show the room key to the waitress.
298	2	Talk to Merrily about the bungee jump.
313	15	Give the tower key copy to Merrily.
333	20	Complete the Merrily section.
348	15	Get the handcuffs.
362	14	Get the whale oil lamp.
369	7	Use the aerobic step.
384	15	Get the ID badge.
386	2	Talk to Thunderbird about the handcuffs.
401	15	Give the handcuffs to Thunderbird.
403	2	Ride the tram.
407	4	Give the match to Art.
413	6	Open the tram.
428	15	Use the adjustable wrench on the motor.
430	2	Get the flashlight.
450	20	Get the batteries.
462	12	Use the ID badge on the electronic lock.
468	6	Get the six bottles of beer.
478	10	Talk to Thunderbird.
498	20	Complete the Thunderbird section.
508	10	Use the microphone cable.
510	2	Talk to Burgundy about the drink.
516	6	Give the six bottles of beer to Burgundy.
522	6	Get the six bottles of beer.
530	8	Give the six bottles of beer to Burgundy.
543	13	Get Burgundy's gown.
553	10	Enter the sauna.
565	12	Get the silver bracelet.
568	3	Use the shower.
583	15	Give the batteries to Char.
595	12	Use the electrical cord.
602	7	Use the bare electrical cord on the plug socket.
614	12	Use the bare electrical cord on the numeric keypad.
624	10	Complete the Char section.
638	14	Give Burgundy's gown to Shablee.
651	13	Complete the Shablee section.
659	8	Get the wriggle belt.
664	5	Use the adjustable wrench on the filter tank.
668	4	Get the filter.
678	10	Use the filter on the sink.
682	4	Use the clean cellulite filter on the filter tank.
685	3	Use the adjustable wrench on the filter tank.
691	6	Use the lard bucket on the red piston.
698	7	Use the wriggle belt on the broken line.
708	10	Use the power switch.
713	5	Talk to Gammie about the cellulite machine.
715	2	Use the hand icon on Gammie.
721	6	Give the orange to Gammie.
727	6	Use the wet washcloth on the refrigerator.
730	3	Get the chilled washcloth.
736	6	Give the chilled washcloth to Gammie.
742	6	Get the bottle of mineral water.
748	6	Complete the Gammie section.
763	15	Use the whale oil lamp on the spigot.

778	15	Get the pearl.
784	6	Get the champagne.
785	1	Call room service.
797	12	Use the warm champagne on the ice machine.
806	9	Enter the dumbwaiter.
810	4	Talk to Shamara twice.
820	10	Use the dog collar.
832	12	Use the unzip icon on the match.
840	8	Use the lit match on the filled lamp.
860	20	Give the diamond to Shamara.
880	20	Give the lit lamp to Shamara.
900	20	Give the modern sculpture to Shamara.
920	20	Give the orchid to Shamara.
940	20	Give the pearl to Shamara.
960	20	Give the silver bracelet to Shamara.
980	20	Give the words of wisdom to Shamara.
1000	20	Give the chilled champagne to Shamara.

5. Copyright Information

This document is Copyright 2005-2007 Tom Hayes. It is not to be distributed in any form without the permission of the author. The author of this document is not affiliated with the creators of this game in any way. The latest version of this document can be found at www.gamefaqs.com.